

## A

- Abel, P. W., *see* Minneman, K. P., 509
- Agbanyo, F. R., Cass, C. E., and Paterson, A. R. P. External location of sites on pig erythrocyte membranes that bind nitrobenzylthioinosine, 332
- Agui, T., Amlaiky, N., Caron, M. G., and Kebabian, J. W. Binding of [<sup>125</sup>I]-*N*-(*p*-aminophenethyl)spiroperidol to the D-2 dopamine receptor in the neurointermediate lobe of the rat pituitary gland: A thermodynamic study, 163
- Ahir, S., *see* Moyer, J. D., 683
- Aiyar, N., *see* Stassen, F. L., 218
- Akita, Y., *see* Yajima, Y., 592
- Akiyama, S.-I., Cornwell, M. M., Kuwano, M., Pastan, I., and Gottesman, M. M. Most drugs that reverse multidrug resistance also inhibit photoaffinity labeling of P-glycoprotein by a vinblastine analog, 144
- Altar, C. A., Berner, B., Beall, P., Carlsen, S. F., and Boyar, W. C. Dopamine release and metabolism after chronic delivery of selective or nonselective dopamine autoreceptor agonists, 690
- Amlaiky, N., *see* Agui, T., 163
- Amsterdam, P., *see* Keys, C., 528
- Andorn, A. C., Bacon, B. R., Nguyen-Hunh, A. T., Parlato, S. J., and Stitts, J. A. Guanyl nucleotide interactions with dopaminergic binding sites labeled by [<sup>3</sup>H]spiroperidol in human caudate and putamen: Guanyl nucleotides enhance ascorbate-induced lipid peroxidation and cause an apparent loss of high affinity binding sites, 155
- Arlotto, M. P., *see* Astroff, B., 231
- Astroff, B., Zacharewski, T., Safe, S., Arlotto, M. P., Parkinson, A., Thomas, P., and Levin, W. 6-Methyl-1,3,8-trichlorodibenzofuran as a 2,3,7,8-tetrachlorodibenzo-*p*-dioxin antagonist: Inhibition of the induction of rat cytochrome P-450 isozymes and related monooxygenase activities, 231

## B

- Baba, M., *see* Balzarini, J., 243
- Bacon, B. R., *see* Andorn, A. C., 155
- Baker, D., *see* Moyer, J. D., 683
- Balzarini, J., Baba, M., Pauwels, R., Herdewijn, P., Wood, S. G., Robins, M. J., and de Clercq, E. Potent and selective activity of 3'-azido-2,6-diaminopurine-2',3'-dideoxyribose, 3'-fluoro-2,6-diaminopurine-2',3'-dideoxyribose, and 3'-fluoro-2',3'-dideoxyguanosine against human immunodeficiency virus, 243
- Barhanin, J., *see* Qar, J., 363
- Barnes, P. J., *see* Grandordy, B. M., 515
- Baron, J., *see* Knapp, S. A., 14
- Beall, P., *see* Altar, C. A., 690
- Beck, W. T., *see* Zamora, J. M., 454
- Bellward, G. D., Chang, T., Rodrigues, B., McNeill, J. H., Maines, S., Ryan, D. E., Levin, W., and Thomas, P. E. Hepatic cytochrome P-450j induction in the spontaneously diabetic BB rat, 140
- Benishin, C. G., Krueger, B. K., and Blaustein, M. P. Phenothiazines and haloperidol block Ca-activated K channels in rat forebrain synaptosomes, 195
- Bernadou, J., *see* Meunier, G., 93
- Berner, B., *see* Altar, C. A., 690
- Berstein, G., *see* Ohara, K., 290
- Besserer, J. A., *see* Fry, D. W., 84
- Bhatnagar, R. K., *see* Chatterjee, T. K., 402
- Bidlack, J. M., O'Malley, W. E., and Schulz, R. Comparison of [<sup>125</sup>I]β-endorphin binding to rat brain and NG108-15 cells using a mono-

- clonal antibody directed against the opioid receptor, 170
- Binder, T. P., and Duffel, M. W. Sulfation of benzylic alcohols catalyzed by aryl sulfotransferase IV, 477
- Blanton, M., McCardy, E., Gallaher, T., and Wang, H. H. Noncompetitive inhibitors reach their binding sites in the acetylcholine receptor by two different paths, 634
- Blaustein, M. P., *see* Benishin, C. G., 195
- Bloomquist, J. R., and Soderlund, D. M. Pyrethroid insecticides and DDT modify alkaloid-dependent sodium channel activation and its enhancement by sea anemone toxin, 543
- Bockaert, J., *see* Dumuis, A., 178
- Bollard, J., *see* Henry-Toulme, N., 574
- Bonnafoos, M., *see* Meunier, G., 93
- Borchardt, R. T., *see* Hasobe, M., 713
- Borcharding, D. R., *see* Hasobe, M., 713
- Borowski, E., *see* Henry-Toulme, N., 574
- Boston, R. C., *see* Phillips, D. R., 225
- Bottari, S. P., *see* Riemer, R. K., 389
- Bouvier, M., Hnatowich, M., Collins, S., Kobilka, B. K., DeBlasi, A., Leffkowitz, R. J., and Caron, M. G. Expression of a human cDNA encoding the β<sub>2</sub>-adrenergic receptor in Chinese hamster fibroblasts (CHW): Functionality and regulation of expressed receptors, 133
- Bowen, W. D., *see* Kooper, G. N., 316
- Boyar, W. C., *see* Altar, C. A., 690
- Brady, J. F., Lee, M. J., Li, M., Ishizaki, H., Yang, C. S. Diethyl ether as a substrate for acetone/ethanol-inducible cytochrome P-450 and as an inducer for cytochrome(s) P-450, 148
- Bray, P., *see* Zaremba, T., 257
- Brown, A. M., *see* Donaldson, J., 626
- Brown, J. H., *see* McDonough, P. M., 310

## C

- Cannon, N. J., *see* Sheldon, R. S., 327
- Carlsen, R. C., *see* Garetto, L. P., 212
- Carlsen, S. F., *see* Altar, C. A., 690
- Caron, M. G., *see* Agui, T., 163
- Caron, M. G., *see* Bouvier, M., 133
- Carter, A., *see* Zaremba, T., 257
- Casida, J. E., *see* Graziano, M. J., 706
- Cass, C. E., *see* Agbanyo, F. R., 332
- Chae, K., *see* Korach, K. S., 120
- Chang, T., *see* Bellward, G. D., 140
- Chatterjee, T. K., Scott, C. E., Vazquez, D. M., and Bhatnagar, R. K. Interaction of [<sup>3</sup>H]spiperone with rat striatal dopamine D-2 receptors: Kinetic evidence for antagonist-induced formation of ternary complex, 402
- Chijiwa, T., *see* Ishikawa, T., 598
- Christova, T. Y., *see* Orosz, F., 678
- Collins, S., *see* Bouvier, M., 133
- Connor, H. D., *see* Lacagnin, L. B., 351
- Conway, J. G., Kauffman, F. C., Tsukuda, T., and Thurman, R. G. Glucuronidation of 7-hydroxycoumarin in periportal and pericentral regions of the lobule in livers from untreated and 3-methylcholanthrene-treated rats, 111
- Copeland, C. F., *see* Kooper, G. N., 316
- Cornwell, M. M., *see* Akiyama, S.-I., 144
- Cowan, K. H., *see* Goldsmith, M. E., 378
- Cox, B. M., *see* Puttfarcken, P. S., 520
- Cox, B. M., *see* Werling, L. L., 423
- Cragoe, E. J., *see* Garay, R. P., 696
- Craig, J. C., *see* Findell, P. R., 78
- Craig, R. H., *see* Patel, A., 585
- Crooke, S. T., *see* Vegesna, R. V. K., 537

Crooks, P. A., *see* Damani, L. A., 702  
 Cros, S., *see* Meunier, G., 93

## D

Daluge, S. M., *see* Patel, A., 585  
 Damani, L. A., Pool, W. F., Crooks, P. A., Kaderlik, R. K., and Ziegler, D. M. Stereoselectivity in the *N'*-oxidation of nicotine isomers by flavin-containing monooxygenase, 702  
 Danilowicz, R. M., *see* Nolan, R. D., 650  
 Darchen, F., Scherman, D., Laduron, P. M., and Henry, J.-P. Ketanserin binds to the monoamine transporter of chromaffin granules and of synaptic vesicles, 672  
 Debing, I., Ijzerman, A. P., Vauquelin, G. Melanosome binding and oxidation-reduction properties of synthetic L-DOPA-melanin as *in vitro* tests for drug toxicity, 470  
 DeBlasi, A., *see* Bouvier, M., 133  
 de Clercq, E., *see* Balzarini, J., 243  
 De Matteis, F. Role of iron in the hydrogen peroxide-dependent oxidation of hexahydroporphyrins (porphyrinogens): A possible mechanism for the exacerbation by iron of hepatic uroporphyrin, 463  
 De Montauzon, D., *see* Meunier, G., 93  
 Donaldson, J., Hill, S. J., and Brown, A. M. Kinetic studies on the mechanism by which histamine H<sub>1</sub> receptors potentiate cyclic AMP accumulation in guinea pig cerebral cortical slices, 626  
 Duff, H. J., *see* Sheldon, R. S., 327  
 Duffel, M. W., *see* Binder, T. P., 477  
 Dumuis, A., Sebben, M., Bockaert, J. Pharmacology of 5-hydroxytryptamine-1A receptors which inhibit cAMP production in hippocampal and cortical neurons in primary culture, 178

## E

Ehlert, F. J. Estimation of the affinities of allosteric ligands using radioligand binding and pharmacological null methods, 187  
 Eling, T. E., *see* Nolan, R. D., 650  
 Erhardt, P. W., Hagedorn, A. A., III, Sabio, M. Cardiotonic agents. 3. A topographical model of the cardiac cAMP phosphodiesterase receptor, 1

## F

Farb, D. H., *see* Roca, D. J., 481  
 Findell, P. R., Torkelson, S. M., Craig, J. C., and Weiner, R. I. Correlation of  $\alpha$ - and  $\beta$ -rotameric forms of 2-substituted octahydrobenzo[*f*]quinoline dopamine congeners with high and low affinity states of the anterior pituitary dopamine receptor, 78  
 Fisher, S. K. Recognition of muscarinic cholinergic receptors in human SK-N-SH neuroblastoma cells by quaternary and tertiary ligands is dependent upon temperature, cell integrity, and the presence of agonists, 414  
 Frossard, N., *see* Grandordy, B. M., 515  
 Fry, D. W., and Besserer, J. A. Biochemical pharmacology and DNA-drug interactions by CI-958, a new antitumor intercalator derived from a series of substituted 2H-[1]benzothiopyrano[4,3,2-*cd*]indazoles, 84

## G

Gallaher, T., *see* Blanton, M., 634  
 Gandjei, R. K., *see* Prokocimer, P. G., 338  
 Gannon, M. N., and Hough, L. B. Histamine receptors coupled to [<sup>3</sup>H] cAMP accumulation in brain: Pharmacological characterization in a vesicular preparation of guinea pig cortex, 44  
 Garay, R. P., Hazaret, C., Hannaert, P. A., and Cragoe, E. J. Demonstration of a (K<sup>+</sup>, Cl<sup>-</sup>)-cotransport system in human red cells by its sensitivity to (dihydroindenyl)ohyalkanoic acids, regulation of cell swelling, and distinction from the bumetanide-sensitive (Na<sup>+</sup>, K<sup>+</sup>, Cl<sup>-</sup>) cotransport system, 696

Garbarg, M., and Schwartz, J.-C. Synergism between histamine H<sub>1</sub>- and H<sub>2</sub>-receptors in the cAMP response in guinea pig brain slices: Effect of phorbol esters and calcium, 38  
 Garetto, L. P., Carlsen, R. C., Lee, J.-H., and Walsh, D. A. Calcium-dependent regulation of phosphorylase activation in a fast-twitch oxidative-glycolytic skeletal muscle, 212  
 Gasnier, B., *see* Scherman, D., 72  
 Gasser, R., Negishi, M., Philpot, R. M. Primary structures of multiple forms of cytochrome P-450 isozyme 2 derived from rabbit pulmonary and hepatic cDNAs, 22  
 Gellai, M., *see* Stassen, F. L., 218  
 George, S. T., *see* Moxham, C. P., 486  
 Gierschik, P., *see* Zaremba, T., 257  
 Giraldo, E., Viganò, M. A., Hammer, R., and Ladinsky, H. Characterization of muscarinic receptors in guinea pig ileum longitudinal smooth muscle, 617  
 Glaumann, H., *see* Näslund, B. M. A., 31  
 Glazer, R. I., *see* Yu, G., 384  
 Goldberg, I. H., *see* Lee, S. H., 396  
 Goldfien, A., *see* Riemer, R. K., 389  
 Goldsmith, M. E., and Cowan, K. H. Modulation of a human dihydrofolate reductase minigene following release from amino acid deprivation involves both 5' and 3' nucleotide sequences, 378  
 Goldsmith, P., *see* Zaremba, T., 257  
 Goldstein, D., *see* McDonough, P. M., 310  
 Goldstein, J. A., *see* Yeowell, H. N., 272  
 Gottesman, M. M., *see* Akiyama, S.-I., 144  
 Gowans, B. J., *see* Hunting, D. J., 358  
 Grandordy, B. M., Frossard, N., Rhoden, K. J., and Barnes, P. J. Tachykinin-induced phosphoinositide breakdown in airway smooth muscle and epithelium: Relationship to contraction, 515  
 Grant, S., *see* Yu, G., 384  
 Grassy, G., *see* Meunier, G., 93  
 Graziano, M. J., Pessah, I. N., Matsuzawa, M., and Casida, J. E. Partial characterization of specific cantharidin binding sites in mouse tissues, 706  
 Green, M. D., *see* Knapp, S. A., 14  
 Greif, P. C., *see* Phillips, D. R., 225  
 Grunwald, R., *see* Painter, G. R., 551  
 Guengerich, F. P. Oxidation of 17 $\alpha$ -ethynylestradiol by human liver cytochrome P-450, 500  
 Gustafsson, J.-Å., *see* Näslund, B. M. A., 31

## H

Habberfield, A. D., *see* Joost, H. G., 449  
 Haga, K., *see* Ohara, K., 290  
 Haga, T., *see* Ohara, K., 290  
 Hagedorn, A. A., III, *see* Erhardt, P. W., 1  
 Halpert, J., *see* Stevens, J. C., 103  
 Hammer, R., *see* Giraldo, E., 617  
 Han, C., *see* Minneman, K. P., 509  
 Hanley, M. R., *see* Too, H. P., 64  
 Hannaert, P. A., *see* Garay, R. P., 696  
 Hartley, J. A., Reszka, K., Zuo, E. T., Wilson, W. D., Morgan, A. R., and Lown, J. W. Characteristics of the interaction of anthracycline anticancer agents with deoxyribonucleic acids: Structural requirements for DNA binding, intercalation, and photosensitization, 265  
 Hasobe, M., McKee, J. G., Borchering, D. R., Keller, B. T., and Borchardt, R. T. Effects of 9-(*trans*-2', *trans*-3'-dihydroxycyclopent-4'-enyl)-adenine and -3-deazaadenine on the metabolism of S-adenosylhomocysteine in mouse L929 cells, 713  
 Heckman, G., *see* Stassen, F. L., 218  
 Henning, R., *see* Qar, J., 363  
 Henry, J.-P., *see* Darchen, F., 672  
 Henry, J.-P., *see* Scherman, D., 72

Henry-Toulme, N., Stefanska, B., Borowski, E., and Bollard, J. Structural basis for the binding of antitumor anthracycline antibiotics to model membranes: Circular dichroism studies, 574

Hidaka, H., *see* Ishikawa, T., 598

Higiwara, M., *see* Ishikawa, T., 598

Hill, S. J., *see* Donaldson, J., 626

Hixon, J., *see* James, I. F., 643

Hnatowich, M., *see* Bouvier, M., 133

Hoffman, B. B., *see* Prokocimer, P. G., 338

Hough, L. B., *see* Gannon, M. N., 44

Howlett, A. C., Johnson, M. R., Melvin, L. S., and Milne, G. M. Nonclassical cannabinoid analgetics inhibit adenylate cyclase: Development of a cannabinoid receptor model, 297

Hoyer, D., and Neijt, H. C. Identification of serotonin 5-HT<sub>3</sub> recognition sites in membranes of N1E-115 neuroblastoma cells by radioligand binding, 303

Hsu, M.-C., and Shih, J. C. Photoaffinity labeling of human placental monoamine oxidase-A by 4-fluoro-3-nitrophenyl azide, 237

Humphreys, C., Levin, J., and Rudnick, G. Antidepressant binding to the porcine and human platelet serotonin transporters, 657

Hunting, D. J., and Gowans, B. J. Inhibition of repair patch ligation by an inhibitor of poly(ADP-ribose) synthesis in normal human fibroblasts damaged with ultraviolet radiation, 358

## I

Ichihama, A., *see* Ohara, K., 290

Ijzerman, A. P., *see* Debing, I., 470

Insel, P. A., *see* McKernan, R. M., 51

Ishikawa, T., Chijiwa, T., Higiwara, M., Mamiya, S., Saitoh, M., and Hidaka, H. ML-9 inhibits the vascular contraction via the inhibition of myosin light chain phosphorylation, 598

Ishizaki, H., *see* Brady, J. F., 148

## J

Jacobs, M. M., *see* Riemer, R. K., 389

James, I. F., Walpole, C. S. S., Hixon, J., Wood, J. N., and Wrigglesworth, R. Long lasting agonist activity produced by a capsaicin-like photoaffinity probe, 643

Jaudon, P., *see* Scherman, D., 72

Jiang, C., *see* Moyer, J. D., 683

Johnson, E. F., *see* Schwab, G. E., 493

Johnson, M. R., *see* Howlett, A. C., 297

Joost, H. G., Habberfield, A. D., Simpson, I. A., Laurenza, A., and Seamon, K. B. Activation of adenylate cyclase and inhibition of glucose transport in rat adipocytes by forskolin analogues: Structural determinants for distinct sites of action, 449

Jordan, S. J., *see* Maples, K. R., 344

## K

Kaderlik, R. K., *see* Damani, L. A., 702

Kahn, R., *see* Zaremba, T., 257

Kauffman, F. C., *see* Conway, J. G., 111

Kebabian, J. W., *see* Agui, T., 163

Keller, B. T., *see* Hasobe, M., 713

Keys, C., Payne, P., Amsterdam, P., Toll, L., and Loew, G. Conformational determinants of high affinity  $\delta$  receptor binding of opioid peptides, 528

Kinter, L., *see* Stassen, F. L., 218

Knapp, S. A., Green, M. D., Tephly, T. R., Baron, J. Immunohistochemical demonstration of isozyme- and strain-specific differences in the intralobular localizations and distributions of UDP-glucuronyltransferases in livers of untreated rats, 14

Kobilka, B. K., *see* Bouvier, M., 133

Kooper, G. N., Levinson, N. R., Copeland, C. F., and Bowen, W. D. Photoaffinity labeling of opiate receptors using intrinsically photoactive <sup>3</sup>H-opiates, 316

Korach, K. S., Sarver, P., Chae, K., McLachlan, J. A., and McKinney, J. D. Estrogen receptor-binding activity of polychlorinated hydroxybiphenyls: Conformationally restricted structural probes, 120

Kraemer, F. B., *see* Prokocimer, P. G., 338

Krueger, B. K., *see* Benishin, C. G., 195

Kuwano, M., *see* Akiyama, S.-I., 144

## L

Lacagnin, L. B., Connor, H. D., Mason, R. P., and Thurman, R. G. The carbon dioxide anion radical adduct in the perfused rat liver: Relationship to halocarbon-induced toxicity, 351

Ladinsky, H., *see* Giraldo, E., 617

Laduron, P. M., *see* Darchen, F., 672

Laurenza, A., *see* Joost, H. G., 449

Lazdunski, M., *see* Qar, J., 363

LeBlanc, G. A., *see* Yeowell, H. N., 272

Lee, J.-H., *see* Garetto, L. P., 212

Lee, M. J., *see* Brady, J. F., 148

Lee, S. H., and Goldberg, I. H. Role of epoxide in neocarzinostatin chromophore stability and action, 396

Lefkowitz, R. J., *see* Bouvier, M., 33

Lerch, U., *see* Qar, J., 363

Levin, J., *see* Humphreys, C., 657

Levin, W., *see* Astroff, B., 231

Levin, W., *see* Bellward, G. D., 140

Levinson, N. R., *see* Kooper, G. N., 316

Linden, J., *see* Patel, A., 585

Linko, P., *see* Yeowell, H. N., 272

Loew, G., *see* Keys, C., 528

London, R. E., *see* Selinsky, B. S., 559, 567

Lown, J. W., *see* Hartley, J. A., 265

## M

Mahar, J., *see* Moczydlowski, E., 202

Maines, S., *see* Bellward, G. D., 140

Malbon, C. C., *see* Moxham, C. P., 486

Malinowski, N., *see* Moyer, J. D., 683

Mamiya, S., *see* Ishikawa, T., 598

Maples, K. R., Jordan, S. J., and Mason, R. P. *In vivo* rat hemoglobin thiyl free radical formation following phenylhydrazine administration, 344

Marie, J., and Roy, C. Covalent labeling of vasopressin receptors from LLC-PK<sub>1</sub> cells by the use of a bifunctional reagent, 432

Mason, R. P., *see* Lacagnin, L. B., 351

Mason, R. P., *see* Maples, K. R., 344

Matsuzawa, M., *see* Graziano, M. J., 706

Maze, M., *see* Prokocimer, P. G., 338

McCardy, E., *see* Blanton, M., 634

McDonough, P. M., Goldstein, D., and Brown, J. H. Elevation of cytoplasmic calcium concentration stimulates hydrolysis of phosphatidylinositol bisphosphate in chick heart cells: Effect of sodium channel activators, 310

McKee, J. G., *see* Hasobe, M., 713

McKernan, R. M., Strickland, W. R., and Insel, P. A. Selective blockade and recovery of cell surface  $\alpha_2$ -adrenergic receptors in human erythroleukemia (HEL) cells. Studies with the irreversible antagonist benextramine, 51

McKinney, J. D., *see* Korach, K. S., 120

McLachlan, J. A., *see* Korach, K. S., 120

McNeill, J. H., *see* Bellward, G. D., 140

Melvin, L. S., *see* Howlett, A. C., 297

Meunier, B., *see* Meunier, G., 93

Meunier, G., De Montauzon, D., Bernadou, J., Grassy, G., Bonnafous, M., Cros, S., and Meunier, B. The biooxidation of cytotoxic ellipticine derivatives: A key to structure-activity relationship studies?, 93

Miller, R. J., *see* Reynolds, I. J., 581

- Milne, G. M., *see* Howlett, A. C., 297
- Minneman, K. P., Han, C., and Abel, P. W., Comparison of  $\alpha_1$ -adrenergic receptor subtypes distinguished by chlorethylclonidine and WB 4101, 509
- Moczydlowski, E., Mahar, J., and Ravindran, A. Multiple saxitoxin-binding sites in bullfrog muscle: Tetrodotoxin-sensitive sodium channels and tetrodotoxin-insensitive sites of unknown function, 202
- Mong, S., *see* Vegesna, R. V. K., 537
- Morgan, A. R., *see* Hartley, J. A., 265
- Morrison, W. J., and Shukla, S. D. Desensitization of receptor-coupled activation of phosphoinositide-specific phospholipase C in platelets: Evidence for distinct mechanisms for platelet-activating factor and thrombin, 58
- Moxham, C. P., Ross, E. M., George, S. T., and Malbon, C. C.  $\beta$ -Adrenergic receptors display intramolecular disulfide bridges *in situ*: Analysis by immunoblotting and functional reconstitution, 486
- Moyer, J. D., Reizes, O., Ahir, S., Jiang, C., Malinowski, N., and Bakert, D. C. Substrate properties of analogs of myo-inositol, 683
- N**
- Nakamura, S., Ohmi, K., and Nonomura, Y. Low concentration of reserpine accelerates actin polymerization via interaction with G-actin, 604
- Nambi, P., *see* Stassen, F. L., 218
- Näslund, B. M. A., Glaumann, H., Warner, M., Gustafsson, J.-Å., Hansson, T. Cytochrome P-450 b and c in the rat brain and pituitary, 31
- Nazaret, C., *see* Garay, R. P., 696
- Negishi, M., *see* Gasser, R., 22
- Neijt, H. C., *see* Hoyer, D., 303
- Nestler, E. J., and Tallman, J. F. Chronic morphine treatment increases cyclic AMP-dependent protein kinase activity in the rat locus coeruleus, 127
- Nguyen-Hunh, A. T., *see* Andorn, A. C., 155
- Nies, A. S., *see* Sheldon, R. S., 327
- Nishio, S. J., *see* Serabjit-Singh, C. J., 279
- Nolan, R. D., Danilowicz, R. M., and Eling, T. E. Role of arachinoid acid metabolism in the mitogenic response of BALB/c 3T3 fibroblasts to epidermal growth factor, 650
- Nonomura, Y., *see* Nakamura, S., 604
- O**
- Oekonomopulos, R., *see* Qar, J., 363
- Ohara, K., Haga, K., Berstein, G., Haga, T., Ichiyama, A., and Ohara, K. The interaction between D-2 dopamine receptors and GTP-binding proteins, 290
- Ohara, K., *see* Ohara, K., 290
- Ohmi, K., *see* Nakamura, S., 604
- O'Malley, W. E., *see* Bidlack, J. M., 170
- Orosz, F., Christova, T. Y., and Ovádi, J. Functional *in vitro* test of calmodulin, 678
- Ovádi, J., *see* Orosz, F., 678
- P**
- Painter, G. R., Grunwald, R., and Roth, B. Interaction of the antifolate antibiotic trimethoprim with phosphatidylcholine membranes: A  $^{13}\text{C}$  and  $^{31}\text{P}$  nuclear magnetic resonance study, 551
- Papadopoulos, M. T., *see* Stassen, F. L., 218
- Parkinson, A., *see* Astroff, B., 231
- Parlato, S. J., *see* Andorn, A. C., 155
- Parsons, W. J., Ramkumar, V., and Stiles, G. L. The new cardiotonic sulmazole is an  $A_1$  adenosine receptor antagonist and inotropic agent functionally blocks the inhibitory regulator,  $G_i$ , 441
- Pastan, I., *see* Akiyama, S.-I., 144
- Patel, A., Craig, R. H., Daluge, S. M., and Linden, J.  $^{125}\text{I}$ -BW-A844U, an antagonist radioligand with high affinity and selectivity for adenosine  $A_1$  receptors, and  $^{125}\text{I}$ -azido-BW-A844U, a photoaffinity label, 585
- Paterson, A. R. P., *see* Agbanyo, F. R., 332
- Pauwels, R., *see* Balzarini, J., 243
- Payne, P., *see* Keys, C., 528
- Pearce, H. L., *see* Zamora, J. M., 454
- Perlman, M. E., *see* Selinsky, B. S., 559, 567
- Pessah, I. N., *see* Graziano, M. J., 706
- Phillips, D. R., Greif, P. C., and Boston, R. C. Daunomycin-DNA dissociation kinetics, 225
- Philpot, R. M., *see* Gasser, R., 22
- Philpot, R. M., *see* Serabjit-Singh, C. J., 279
- Pines, M., *see* Zaremba, T., 257
- Plopper, C. G., *see* Serabjit-Singh, C. J., 279
- Pool, W. F., *see* Damani, L. A., 702
- Prokocimer, P. G., Maze, M., Vickery, R. G., Kraemer, F. B., Gandjei, R. K., and Hoffman, B. B. Mechanism of halothane-induced inhibition of isoproterenol-stimulated lipolysis in isolated rat adipocytes, 338
- Puttfarcken, P. S., *see* Werling, L. L., 423
- Puttfarcken, P. S., Werling, L. L., and Cox, B. M. Effects of chronic morphine exposure on opioid inhibition of adenylyl cyclase in 7315c cell membranes: A useful model for the study of tolerance at  $\mu$  opioid receptors, 520
- Q**
- Qar, J., Barhanin, J., Romey, G., Henning, R., Lerch, U., Oekonomopulos, R., Urbach, H., and Lazdunski, M. A novel high affinity class of  $\text{Ca}^{2+}$  channel blockers, 363
- R**
- Raizada, M. K., *see* Wang, S.-L., 250
- Ramkumar, V., *see* Parsons, W. J., 441
- Raucy, J. L., *see* Schwab, G. E., 493
- Ravindran, A., *see* Moczydlowski, E., 202
- Reisine, T., *see* Thermos, K., 370
- Reizes, O., *see* Moyer, J. D., 683
- Reszka, K., *see* Hartley, J. A., 265
- Reynolds, I. J., and Miller, R. J. Multiple sites for the regulation of the *N*-methyl-D-aspartate receptor, 581
- Rhoden, K. J., *see* Grandordy, B. M., 515
- Riemer, R. K., Wu, Y. Y., Bottari, S. P., Jacobs, M. M., Goldfien, A., and Roberts, J. M. Estrogen reduces  $\beta$ -adrenoceptor-mediated cAMP production and the concentration of the guanyl nucleotide-regulatory protein,  $G_s$ , in rabbit myometrium, 389
- Roberts, J. M., *see* Riemer, R. K., 389
- Robins, M. J., *see* Balzarini, J., 243
- Roca, D. J., Schiller, G. D., and Farb, D. H. Chronic caffeine or theophylline exposure reduces  $\gamma$ -aminobutyric acid/benzodiazepine receptor site interactions, 481
- Rodrigues, B., *see* Bellward, G. D., 140
- Romey, G., *see* Qar, J., 363
- Rosenburg, J., and Sato, P. Messenger RNA loses the ability to direct *in vitro* peptide synthesis following incubations with cisplatin, 611
- Ross, E. M., *see* Moxham, C. P., 486
- Roth, B., *see* Painter, G. R., 551
- Roy, C., *see* Marie, J., 432
- Rudnick, G., *see* Humphreys, C., 657
- Ryan, D. E., *see* Bellward, G. D., 140
- S**
- Sabio, M., *see* Erhardt, P. W., 1
- Safe, S., *see* Astroff, B., 231
- Saito, T., *see* Yajima, Y., 592
- Saitoh, M., *see* Ishikawa, T., 598
- Sarau, H., *see* Stassen, F. L., 218
- Sarver, P., *see* Korach, K. S., 120

- Sato, P., *see* Rosenberg, J., 611  
 Scherman, D., Gasnier, B., Jaudon, P., and Henry, J.-P. Hydrophobicity of the tetraabenazine-binding site of the chromaffin granule monoamine transporter, 72  
 Scherman, D., *see* Darchen, F., 672  
 Schiller, G. D., *see* Roca, D. J., 481  
 Schmidt, D., *see* Stassen, F. L., 218  
 Schulz, R., *see* Bidlack, J. M., 170  
 Schwab, G. E., Raucy, J. L., and Johnson, E. F. Modulation of rabbit and human hepatic cytochrome P-450-catalyzed steroid hydroxylations by  $\alpha$ -naphthoflavone, 493  
 Schwartz, J.-C., *see* Garbarg, M., 38  
 Scott, C. E., *see* Chatterjee, T. K., 402  
 Seamon, K. B., *see* Joost, H. G., 449  
 Sebben, M., *see* Dumuis, A., 178  
 Selinsky, B. S., Perlman, M. E., and London, R. E. *In vivo* nuclear magnetic resonance studies of hepatic methoxyflurane metabolism. II. A reevaluation of hepatic metabolic pathways, 567  
 Selinsky, B. S., Perlman, M. E., and London, R. E. *In vivo* nuclear magnetic resonance studies of hepatic methoxyflurane metabolism. I. Verification and quantitation of methoxydifluoroacetate, 559  
 Serajit-Singh, C. J., Niahio, S. J., Philpot, R. M., and Plopper, C. G. The distribution of cytochrome P-450 monooxygenase in cells of the rabbit lung: An ultrastructural immunocytochemical characterization, 279  
 Sheldon, R. S., Cannon, N. J., Nies, A. S., and Duff, H. J. Stereospecific interaction of tocainide with the cardiac sodium channel, 327  
 Shih, J. C., *see* Hsu, M.-C., 237  
 Shiverick, K. T., *see* Wang, S.-L., 250  
 Shukla, S. D., *see* Morrison, W. J., 58  
 Simmons, M. A., and Hartzell, H. C. Role of phosphodiesterase in regulation of calcium current in isolated cardiac myocytes, 664  
 Simons, C., *see* Zaremba, T., 257  
 Simpson, I. A., *see* Joost, H. G., 449  
 Soderlund, D. M., *see* Bloomquist, J. R., 543  
 Spiegel, A., *see* Zaremba, T., 257  
 Stassen, F. L., Heckman, G., Schmidt, D., Papadopoulos, M. T., Nambi, P., Sarau, H., Aiyar, N., Gellai, M., and Kinter, L. Oxytocin induces a transient increase in cytosolic free  $[Ca^{2+}]$  in renal tubular epithelial cells: Evidence for oxytocin receptors on LLC-PK1 cells, 218  
 Stefanska, B., *see* Henry-Toulme, N., 574  
 Stevens, J. C., and Halpert, J. Selective inactivation of four rat liver microsomal androstenedione hydroxylases by chloramphenicol analogs, 103  
 Stiles, G. L., *see* Parsons, W. J., 441  
 Stitts, J. A., *see* Andorn, A. C., 155  
 Strickland, W. R., *see* McKernan, R. M., 51

## T

- Tallman, J. F., *see* Nestler, E. J., 127  
 Tepfly, T. R., *see* Knapp, S. A., 14  
 Thermos, K., and Reisine, T. Somatostatin receptor subtypes in the clonal anterior pituitary cell lines AtT-20 and GH3, 370  
 Thomas, P., *see* Astroff, B., 231  
 Thomas, P. E., *see* Bellward, G. D., 140  
 Thurman, R. G., *see* Conway, J. G., 111  
 Thurman, R. G., *see* Lacagnin, L. B., 351  
 Toll, L., *see* Keys, C., 528  
 Too, H. P., Unger, W. G., and Hanley, M. R. Evidence for multiple tachykinin receptor subtypes on the rabbit iris sphincter muscle, 64

- Torkelson, S. M., *see* Findell, P. R., 78  
 Tsukuda, T., *see* Conway, J. G., 111

## U

- Unger, W. G., *see* Too, H. P., 64  
 Urbach, H., *see* Qar, J., 363

## V

- Vauquelin, G., *see* Debing, I., 470  
 Vazquez, D. M., *see* Chatterjee, T. K., 402  
 Vegesna, R. V. K., Wu, H.-L., Mong, S., Crooke, S. T. Staurosporine inhibits protein kinase C and prevents phorbol ester-mediated leukotriene D<sub>4</sub> receptor desensitization in RBL-1 cells, 537  
 Vickery, R. G., *see* Prokocimer, P. G., 338  
 Vigano, M. A., *see* Giraldo, E., 617  
 Vinitsky, R., *see* Zaremba, T., 257

## W

- Walpole, C. S. J., *see* James, I. F., 643  
 Walsh, D. A., *see* Garetto, L. P., 212  
 Wang, H. H., *see* Blanton, M., 634  
 Wang, S.-L., Raizada, M. K., and Shiverick, K. T. Effects of  $\beta$ -naphthoflavone on insulin receptor binding and protein kinase activity in rat liver and placenta, 250  
 Warner, M., *see* Näslund, B. M. A., 31  
 Waxman, D. J., *see* Yeowell, H. N., 272  
 Weiner, R. I., *see* Findell, P. R., 78  
 Werling, L. L., Puttfarcken, P. S., and Cox, B. M. Multiple agonist-affinity states of opioid receptors: Regulation of binding by guanyl nucleotides in guinea pig cortical, NG108-15, and 7315c cell membranes, 423  
 Werling, L. L., *see* Puttfarcken, P. S., 520  
 Wilson, W. D., *see* Hartley, J. A., 265  
 Wood, J. N., *see* James, I. F., 643  
 Wood, S. G., *see* Balzarini, J., 243  
 Wrigglesworth, R., *see* James, I. F., 643  
 Wu, H.-L., *see* Vegesna, R. V. K., 537  
 Wu, Y. Y., *see* Riemer, R. K., 389

## Y

- Yajima, Y., Akita, Y., and Saito, T. Effects of cholera toxin on the coupling of thyrotropin-releasing hormone to a guanine nucleotide-binding protein in cultured BH<sub>3</sub> cells, 592  
 Yang, C. S., *see* Brady, J. F., 148  
 Yeowell, H. N., Waxman, D. J., LeBlanc, G. A., Linko, P., and Goldstein, J. A. Induction of rat cytochrome P-450 3 and its mRNA by 3,4,5,3',4',5'-hexachlorobiphenyl, 272  
 Yu, G., Grant, S., and Glazer, R. I. Association of p93<sup>src</sup> tyrosine protein kinase with granulocytic/monocytic differentiation and resistance to differentiating agents in HL-60 leukemia cells, 384

## Z

- Zacharewski, T., *see* Astroff, B., 231  
 Zamora, J. M., Pearce, H. L., and Beck, W. T. Physical-chemical properties shared by compounds that modulate multidrug resistance in human leukemic cells, 454  
 Zaremba, T., Gierschik, P., Pines, M., Bray, P., Carter, A., Kahn, R., Simons, C., Vinitsky, R., Goldsmith, P., and Spiegel, A. Immunological studies of the 36-kDa common  $\beta$  subunit of guanine nucleotide-binding proteins: identification of a major epitope, 257  
 Ziegler, D. M., *see* Damani, L. A., 702  
 Zuo, E. T., *see* Hartley, J. A., 265

## SUBJECT INDEX FOR VOLUME 33

## A

- Acetone, -inducible cytochrome P-450, diethyl ether as substrate (rat), 148
- Acetylcholine, receptor, noncompetitive inhibitors, binding site, 634
- Aconitine, pyrethroid insecticides and DDT, sodium channel activation, sea anemone toxin, 543
- Acquired immune deficiency syndrome, inhibition of HIV, diamino-purine-dideoxyribosides, 243
- Acridines, modulation of multidrug resistance, physical-chemical properties, human leukemic cells, 454
- Actin, polymerization, low reserpine concentration, G-actin interaction, 604
- Addiction, chronic morphine treatment, cAMP-dependent protein kinase activity, locus coeruleus (rat), 127
- Adenosine, cAMP accumulation in brain, histamine receptors (guinea pig), 44
- S-Adenosylhomocysteine, metabolism in L929 cells, effects, 9-(*trans*-2',*trans*-3'-dihydroxycyclopent-4'-enyl)-adenine (mouse), 713
- Adenylate cyclase  
activation, glucose transport inhibition, forskolin analogues (rat), 441  
expression of human cDNA,  $\beta_2$ -adrenergic receptor, fibroblasts (hamster), 133  
inhibition, nonclassical cannabinoid analgetics, 297  
opioid inhibition, chronic morphine exposure, cell membranes, 520
- Adipocytes, isoproterenol-stimulated lipolysis, mechanism, halothane-induced inhibition (rat), 338
- ADP-ribosylation, estrogen and catecholamine-mediated cAMP response, myometrium (rabbit), 389
- Adrenoceptors  
*alpha*-1, subtype comparison, chlorethylclonidine and WB 4101, 509  
*alpha*-2, benextramine, erythroleukemia cells, 51  
*beta*, intramolecular disulfide bridges, 486  
*beta*-2, cDNA expression, fibroblasts (hamster), 133
- AIDS, *see* Acquired immune deficiency syndrome
- Airway, smooth muscle and epithelium, phosphoinositide breakdown, tachykinin-induced (guinea pigs), 515
- Alaproclate, antidepressant binding, platelet serotonin transporters (porcine, human), 657
- Alcohols, benzylic, sulfation of, aryl sulfotransferase IV, 477
- Amino acids  
deprivation, modulation, dihydrofolate reductase minigene, 378  
*N*-methyl-D-aspartate receptor, regulation, multiple sites (rat), 581
- 3-Aminobenzamide, inhibition of repair patch ligation, poly(ADP-ribose) inhibitor, UV-damaged fibroblasts (human), 358
- $\gamma$ -Aminobutyric acid, reduced benzodiazepine site interactions, chronic caffeine, theophylline exposure (chick), 481
- N*-(*p*-Aminophenethyl)spiroperidol, binding to D-2 dopamine receptor, pituitary gland, thermodynamics (rat), 163
- Analgetics, nonclassical cannabinoid, inhibition, adenylate cyclase, 297
- Androstenedione hydroxylase, selective inactivation, chloramphenicol analogs (rat), 103
- Aneomina sulcata*, toxin isolate, sodium channel activation, pyrethroid insecticides, 543
- Anesthetics, acetylcholine receptor, noncompetitive inhibitors, binding site, 634
- Anterior pituitary, dopamine receptor conformation, prolactin inhibition, 78
- Anthracycline, binding to model membranes, structural basis, circular dichroism studies, 574
- Anthrapyrazoles, interaction with DNA, 265
- Anticonvulsants, chronic caffeine or theophylline exposure, reduced GABA/benzodiazepine receptor interactions (chick), 481

- Antidepressants, binding to platelet serotonin transporters (porcine, human), 657
- Anti-edema drugs, potassium/chloride-cotransport system, red cell sensitivity, [dihydroindenyl-oxy]alkanoic acids, 696
- Anxiety, chronic caffeine or theophylline exposure, reduced GABA/benzodiazepine receptor interactions (chick), 481
- Arachidonic acid, role of metabolism, mitogenic response to epidermal growth factor, BALB/c 3T3 fibroblasts, 650
- Aryl azides, capsaicin-like photoaffinity label, long-lasting agonist activity (rat), 643
- Aryl sulfotransferase IV, sulfation of benzylic alcohols, 477
- Ascorbate, -induced lipid peroxidation, guanyl nucleotide interactions, dopaminergic binding sites (human), 155
- Assays  
functional *in vitro* test, calmodulin antagonism, 678  
immunoblotting, intramolecular disulfide bridges, *beta* adrenoceptors, 486
- 3'-Azido-2,6-diaminopurine-2',3'-dideoxyriboside, inhibition of HIV, 243
- Azido-BW-844U, BW-A844U selectivity, adenosine A<sub>1</sub> receptors (bovine), 585

## B

- Batrachotoxin  
phosphatidylinositol bisphosphate stimulation, cytoplasmic calcium concentration (chick), 310  
pyrethroid insecticides and DDT, sodium channel activation, sea anemone toxin, 543
- Benextramine, cell surface *alpha*-2 adrenoceptor turnover, erythroleukemia cells, 51
- Benzolactams, novel high affinity class, calcium channel blockers (rat), 363
- 2H-[1]Benzothiopyranol[4,3,2-*cd*]indazoles, Cl-958 DNA intercalator, biochemical effects (mouse), 84
- Biooxidation, cytotoxic ellipticine derivatives, structure-activity relationship studies, 93
- Brain  
cAMP accumulation, histamine receptors (guinea pig), 44  
 $\beta$ -endorphin binding, monoclonal antibody, opioid receptor (rat), 170  
guanyl nucleotide interactions, dopaminergic binding sites, lipid peroxidation (human), 155  
histamine H<sub>1</sub>- and H<sub>2</sub>-receptors, cAMP response, phorbol esters and calcium (guinea pig), 38  
pituitary gland and, cytochrome P-450 b and c (rat), 31
- BW-A844U, selectivity for adenosine A<sub>1</sub> receptors, azido-BW-A844U photoaffinity label (bovine), 585

## C

- Caffeine, theophylline exposure or, reduced GABA/benzodiazepine receptor interactions (chick), 481
- Calcium  
-activated potassium channels, phenothiazines and haloperidol, fore-brain synaptosomes (rat), 195  
comparison of *alpha*-1 adrenoceptor subtypes, chlorethylclonidine, WB 4101, 509  
current regulation, phosphodiesterase, cardiac myocytes, 664  
cytoplasmic concentration, phosphatidylinositol bisphosphate stimulation, heart cells (chick), 310  
-dependent regulation of phosphorylase activation, fast-twitch oxidative-glycolytic skeletal muscle (rat), 212  
histamine receptors and cAMP response, phorbol esters, brain (guinea pig), 38

- staurosporine-inhibited protein kinase C, leukotriene D<sub>4</sub> receptor desensitization, RBL-1 cells, 537
- transient increase in renal tubular epithelial cells, oxytocin receptors (rat), 218
- Calcium channels, novel high affinity class, benzolactams (rat), 363
- Calmodulin, functional *in vitro* test of antagonism, 678
- Calmodulin antagonists, blocked calcium-activated K channels, phenothiazines and haloperidol, forebrain synaptosomes (rat), 195
- Cannabinoids, nonclassical, receptor model, adenylate cyclase inhibition, 297
- Cantharidin, binding sites, partial characterization, tissues (mouse), 706
- Capsaicin, -like photoaffinity probe, long-lasting agonist activity (rat), 643
- Carbon dioxide, anion radical adduct, halocarbon-induced toxicity, liver (rat), 351
- Carcinoma, reversal of multidrug resistance, inhibition of photoaffinity labeling, vinblastine analog, 144
- Cardiotonic agents
- cAMP phosphodiesterase receptor, 1
  - sulmazole, A<sub>1</sub> adenosine receptor agonist, G<sub>i</sub> blockade (rat), 441
- Cardiotoxicity, anthracycline binding to model membranes, structural basis, circular dichroism studies, 574
- Catecholamine, chromaffin granule monoamine transporter, tetrabenazine-binding site, hydrophobicity, 72
- 7315c cells, multiple agonist-affinity states, opioid receptors (guinea pig), 423
- Cerebral cortex, histamine H<sub>2</sub> receptors, cAMP accumulation (guinea pig), 626
- CGS 15855A, dopamine release and metabolism, chronic delivery, dopamine autoreceptor agonists, 690
- Chemotherapy, reversal of multidrug resistance, inhibition of photoaffinity labeling, vinblastine analog, 144
- Chloramphenicol analogs, selective inactivation, liver microsomal androstenedione hydroxylases (rat), 103
- Chlorethylclonidine, comparison of  $\alpha$ -1 adrenoceptor subtypes, 509
- Chloride, potassium cotransport system, sensitivity in red cells, [(dihydroindenyl)oxy]alkanoic acids, 696
- Cholera toxin, effects on coupling, thyrotropin-releasing hormone, guanine nucleotide-binding protein, 592
- Chromaffin granules
- monoamine transporter
  - ketanserin binding, 672
  - tetrabenazine-binding site, hydrophobicity, 72
- Chromophore, neocarzinostatin, stability, role of epoxide, 396
- Circular dichroism, anthracycline binding to model membranes, structural basis, 574
- Cismethrin, pyrethroid insecticides and DDT, sodium channel activation, sea anemone toxin, 543
- Cisplatin, incubation, mRNA, peptide synthesis detection (guinea pig), 611
- Cl-958, biochemical effects of DNA intercalator (mouse), 84
- Cyclic AMP
- accumulation in brain, histamine receptors (guinea pig), 44
  - adenylate cyclase activation, glucose transport inhibition (rat), 441
  - dependent protein kinase activity, chronic morphine treatment, locus coeruleus (rat), 127
  - inhibition in neuronal cultures, serotonin-1A receptors (mouse), 178
  - inhibition of adenylate cyclase, nonclassical cannabinoid analgetics, 297
  - phosphodiesterase receptor, cardiotonic agents, 1
  - potentiation of accumulation, histamine H<sub>2</sub> receptors, cerebral cortex (guinea pig), 626
  - reduction of production by estrogen, guanyl nucleotide-regulatory protein, myometrium (rabbit), 389
  - synergism between histamine H<sub>1</sub>- and H<sub>2</sub>-receptors, effects of phorbol esters, calcium (guinea pig), 38
- Cytochrome P-450
- acetone/ethanol-inducible, diethyl ether as substrate (rat), 148
  - b and c, brain and pituitary gland (rat), 31
  - catalyzed steroid hydroxylations,  $\alpha$ -naphthoflavone (rabbit, human), 493
  - inhibition of isozymes, 6-methyl-1,3,8-trichlorodibenzofuran, 2,3,7,8-tetrachlorodibenzo-*p*-dioxin (rat), 231
  - liver, oxidation,  $\alpha$ -ethynylestradiol (human), 500
  - primary structures of multiple forms, isozyme 2, pulmonary and hepatic DNA (rabbit), 22
  - selective inactivation, androstenedione hydroxylases, chloramphenicol analogs (rat), 103
- Cytochrome P-450 3, mRNA and, induction, 3,4,5,3',4',5'-hexachlorobiphenyl (rat), 272
- Cytochrome P-450j, induction, spontaneously diabetic BB rat, 140
- Cytochrome P-450 monooxygenase, cell distribution in lung (rabbit), 279
- ## D
- Daunomycin, -DNA dissociation kinetics, 225
- Daunorubicin, anthracycline binding to model membranes, structural basis, circular dichroism studies, 574
- DDT, modification of sodium channel activation, enhancement, sea anemone toxin, 543
- Desacetyllevonantradol, nonclassical cannabinoid analgetics, receptor model, adenylate cyclase inhibition, 297
- Desferrioxamine, role of iron in hexahydroporphyrin oxidation, hepatic uroporphyrin (chicken), 463
- Diabetes, spontaneously diabetic BB rat, cytochrome P-450j induction, 140
- Dichloroacetate, hepatic methoxyflurane metabolism, nuclear magnetic resonance, 559
- 2',3'-Dideoxyribosides, inhibition of HIV, 243
- Diethyl ether, substrate and inducer for cytochrome P-450 (rat), 148
- Dihydrofolate reductase, modulation of minigene, amino acid deprivation, 378
- [(Dihydroindenyl)oxy]alkanoic acids, potassium/chloride-cotransport system, sensitivity, red cells, 696
- 9-(*trans*-2',*trans*-3'-Dihydroxycyclopent-4'-enyl)-adenine, effect on *S*-adenosylhomocysteine metabolism, L929 cells (mouse), 713
- Dimethyl sulfoxide, tyrosine protein kinase, differentiation, HL-60 cells, 384
- Disulfide, intramolecular bridges,  $\beta$  adrenoceptors, immunoblotting, 486
- Diuretics, potassium/chloride-cotransport system, sensitivity, red cells, 696
- ## DNA
- complementary, human  $\beta_2$ -adrenergic receptor, fibroblasts (hamster), 133
  - daunomycin dissociation kinetics, 225
  - inhibition of repair patch ligation, poly(ADP-ribose) inhibitor, fibroblasts (human), 358
  - interaction with anthrapyrazole, 265
  - intercalator, Cl-958, biochemical effects (mouse), 84
  - pulmonary and hepatic, cytochrome P-450 isozyme 2 (rabbit), 22
  - role of epoxide, neocarzinostatin chromophore stability, 396
- L-DOPA melanin, melanosome binding, oxidation-reduction properties, drug toxicity, 470
- ## Dopamine
- N*-(*p*-aminophenethyl)spiroperidol binding to D-2, pituitary gland, thermodynamics (rat), 163
  - ascorbate-induced lipid peroxidation, guanyl nucleotide interactions, caudate and putamen (human), 155
  - receptor conformation, prolactin inhibition, 78
  - receptors, *see* Receptors
  - release and metabolism, chronic delivery, dopamine autoreceptor agonists, 690

Dorsal root ganglia, capsaicin-like photoaffinity label, long-lasting agonist activity (rat), 643  
 DPLPE, conformational determinants of high affinity,  $\sigma$  receptor binding, opioid peptides, 528

## E

EDTA, role of iron in hexahydroporphyrin oxidation, hepatic uroporphyrin (chicken), 463  
 Ellipticine derivatives, cytotoxic, biooxidation, structure-activity relationship, 93  
 $\beta$ -Endorphin, binding to brain and NG108-15 cells, monoclonal antibody, opioid receptor (rat), 170  
 Endothal, cantharidin binding sites, partial characterization, tissues (mouse), 706  
 Epidermal growth factor, mitogenic response of BALB/c 3T3 fibroblasts, role, arachidonic acid metabolism, 650  
 Epithelial cells, renal, oxytocin receptors, cytosolic free calcium (rat), 218  
 Epitopes, major,  $\beta$  subunit, GTP-binding protein (rabbit), 257  
 Epoxide, role in neocarzinostatin chromophore stability, 396  
 Erythrocytes  
   external localization of binding sites, nitrobenzylthioinosine (pig), 332  
   potassium/chloride-cotransport system, sensitivity, [(dihydroindenyl)oxy]alkanoic acids, 696  
 Erythroleukemia cells, cell surface  $\alpha$ -2 adrenoceptor turnover, benextramine, 51  
 Estrogen  
   receptor-binding activity, polychlorinated hydroxybiphenyls, 120  
   reduced cAMP production, guanyl nucleotide-regulatory protein, myometrium (rabbit), 389  
 Ethanol, -inducible cytochrome P-450, diethyl ether as substrate (rat), 148  
 17 $\alpha$ -Ethinylestradiol, oxidation by liver cytochrome P-450 (human), 500  
 Etorphine, photoaffinity labeling, opiate receptors (rat), 316

## F

Ferritin, role of iron in hexahydroporphyrin oxidation, hepatic uroporphyrin (chicken), 463  
 Fibroblasts  
   BALB/c 3T3, epidermal growth factor, arachidonic acid metabolism, 650  
   expression of human cDNA,  $\beta_2$ -adrenergic receptor (hamster), 133  
   ultraviolet radiation damage, repair patch ligation, inhibitor of poly(ADP-ribose) synthesis (human), 358  
 Flavin, -containing monooxygenase, stereoselectivity, nicotine isomers, 702  
 Fluoride, hepatic methoxyflurane metabolism, nuclear magnetic resonance, 567  
 3'-Fluoro-2,6-diaminopurine-2',3'-dideoxyriboside, inhibition of HIV, 243  
 4-Fluoro-3-nitrophenyl azide, photoaffinity labeling, placental monoamine oxidase-A (human), 237  
 Fluoxetine, antidepressant binding, platelet serotonin transporters (porcine, human), 657  
 Forebrain, synaptosomes, blocked calcium-activated K channels, phenothiazines and haloperidol (rat), 195  
 Forskolin analogues, adenylate cyclase activation, glucose transport inhibition (rat), 441  
 Free radicals  
   carbon dioxide anion radical adduct, relationship, halocarbon-induced toxicity (rat), 351  
   hemoglobin thiyl formation, phenylhydrazine administration (rat), 344

## G

G-actin, low reserpine concentration, actin polymerization, 604  
 Glucose, inhibition of transport, adenylate cyclase activation, forskolin analogues (rat), 441  
 Glucuronidation  
   7-hydroxycoumarin, periportal and pericentral regions, liver lobules (rat), 111  
   UDP-glucuronosyltransferase, localization in liver (rat), 14  
 Glycine, *N*-methyl-D-aspartate receptor, regulation, multiple sites (rat), 581  
 Glycogenolysis, fast-twitch oxidative-glycolytic skeletal muscle, calcium-dependent regulation, phosphorylase activation (rat), 212  
 Glycolytic enzymes, functional *in vitro* test, calmodulin antagonism, 678  
 Growth factors, substrate properties, *myo*-inositol analogs, 683  
 GTP-binding proteins  
   interaction with D-2 dopamine receptors, 290  
    $\beta$  subunit, identification, major epitope (rabbit), 257  
 Guanyl nucleotide  
   interactions with dopaminergic binding sites, spiroperidol labeling, caudate and putamen (human), 155  
   multiple agonist-affinity states, opioid receptors (guinea pig), 423  
 Guanine nucleotide-binding proteins  
   effects of cholera toxin, coupling, thyrotropin-releasing hormone, 592  
   sulmazole, adenosine receptors (rat), 441  
 Guanyl nucleotide-regulatory protein, estrogen and catecholamine-mediated cAMP response, myometrium (rabbit), 389

## H

Halocarbons, -induced toxicity in liver, relationship, carbon dioxide anion radical adduct (rat), 351  
 Haloperidol, phenothiazines and, blocked calcium-activated K channels, forebrain synaptosomes (rat), 195  
 Halothane, -induced inhibition, isoproterenol-stimulated lipolysis, adipocytes (rat), 338  
 Heart  
   phosphatidylinositol bisphosphate stimulation, cytoplasmic calcium concentration (chick), 310  
   sodium channel, stereospecific interaction of tocainide (rabbit), 327  
 Hemoglobin, thiyl free radical formation, phenylhydrazine administration (rat), 344  
 Herbicides, cantharidin binding sites, partial characterization, tissues (mouse), 706  
 3,4,5,3',4',5'-Hexachlorobiphenyl, induction of P-450 3 and its mRNA (rat), 272  
 Hexahydroporphyrins, role of iron in oxidation, hepatic uroporphyrin (chicken), 463  
 Hippocampus, comparison of  $\alpha$ -1 adrenoceptor subtypes, chlorethylclonidine, WB 4101, 509  
 Histamine  
   cAMP accumulation  
     H<sub>1</sub>- and H<sub>2</sub>-receptors, brain (guinea pig), 38, 44  
     H<sub>2</sub> receptors, cerebral cortex (guinea pig), 626  
 HIV, *see* Human immunodeficiency virus  
 HL-60 cells, differentiation, tyrosine protein kinase, 384  
 HOE 166, *see* Benzolactams  
 Horseradish peroxidase, cytotoxic ellipticine derivatives, biooxidation, structure-activity relationship, 93  
 Human immunodeficiency virus, inhibition by diaminopurine-dideoxyribosides, 243  
 Hydrazine, phenylhydrazine administration, thiyl free radical formation, hemoglobin (rat), 344  
 Hydrogen peroxide, role of iron in hexahydroporphyrin oxidation, hepatic uroporphyrin (chicken), 463  
 Hydroxybiphenyls, polychlorinated, estrogen receptor-binding activity, 120



- 7-Hydroxycoumarin, glucuronidation, periportal and pericentral regions, liver lobules (rat), 111  
 Hydroxylation, cytochrome P-450-catalyzed steroid,  $\alpha$ -naphthoflavone (rabbit, human), 493  
 5-Hydroxytryptamine, *see* Serotonin

## I

- Ileum, characterization of muscarinic receptors, longitudinal smooth muscle (guinea pig), 617  
 Imipramine, antidepressant binding, platelet serotonin transporters (porcine, human), 657  
 Immunoblotting, intramolecular disulfide bridges, *beta* adrenoceptors, 486  
 Indole alkaloids, modulation of multidrug resistance, physical-chemical properties, human leukemic cells, 454  
*myo*-Inositol, analogs of, substrate properties, 683  
 Inositol phosphates  
   comparison of *alpha*-1 adrenoceptor subtypes, chlorethylclonidine, WB 4101, 509  
   oxytocin receptors, cytosolic free calcium increase, LLC-PK<sub>1</sub> cells (rat), 218  
 Inositol triphosphate, PAF receptor-coupled phospholipase C, desensitization (rabbit), 58  
 Insecticides, pyrethroid, sodium channel activation, sea anemone toxin, 543  
 Insulin  
   cytochrome P-450j induction, spontaneously diabetic BB rat, 140  
   receptor binding,  $\beta$ -naphthoflavone effects, liver and placenta (rat), 250  
 Interferon- $\alpha$ , tyrosine protein kinase, differentiation, HL-60 cells, 384  
 Iris, sphincter muscle, multiple tachykinin receptor subtypes (rabbit), 64  
 Iron, role in oxidation of hexahydroporphyrins, hepatic uroporphyrin (chicken), 463  
 Isoprenoids, reversal of multidrug resistance, inhibition of photoaffinity labeling, vinblastine analog, 144  
 Isoproterenol, -stimulated lipolysis of adipocytes, mechanism, halothane-induced inhibition (rat), 338

## K

- Ketanserin, binding to monoamine transporter, chromaffin granules, synaptic vesicles, 672  
 Ketosis, cytochrome P-450j induction, spontaneously diabetic BB rat, 140  
 Kidney, epithelial cells, oxytocin receptors, cytosolic free calcium (rat), 218

## L

- L929 cells, effects of 9-(*trans*-2',*trans*-3'-dihydroxycyclopent-4'-enyl)-adenine, metabolism, *S*-adenosylhomocysteine (mouse), 713  
 Leukemic cells, modulation of multidrug resistance, physical-chemical properties, 454  
 Leukotriene D<sub>4</sub>, receptor desensitization, inhibited protein kinase C, staurosporine, 537  
 Ligands  
   allosteric, estimation of affinities, 187  
   quaternary and tertiary, muscarinic cholinergic receptors, neuroblastoma cells (human), 414  
 Lipid peroxidation, ascorbate-induced, guanyl nucleotide interactions, dopaminergic binding sites (human), 155  
 Lipolysis, isoproterenol-stimulated, mechanism in adipocytes, halothane-induced inhibition (rat), 338  
 Liver  
   comparison of *alpha*-1 adrenoceptor subtypes, chlorethylclonidine, WB 4101, 509  
   cytochrome P-450, oxidation,  $\alpha$ -ethynylestradiol (human), 500  
   cytochrome P-450j induction, spontaneously diabetic BB rat, 140

- halocaron-induced toxicity, relationship, carbon dioxide anion radical adduct (rat), 351  
 localization of UDP-glucuronosyltransferase (rat), 14  
 methoxyflurane metabolism, nuclear magnetic resonance, 559, 567  
 $\beta$ -naphthoflavone effects, insulin receptors (rat), 250  
 periportal and pericentral regions, glucuronidation, 7-hydroxycoumarin (rat), 111  
 primary structures of cytochrome P-450 isozyme 2, cDNA (rabbit), 22  
 uroporphyrin, role of iron, hexahydroporphyrin oxidation (chicken), 463  
 LLC-PK<sub>1</sub> cells  
   covalent binding of vasopressin receptors (pig), 432  
   oxytocin receptors, cytosolic free calcium increase (rat), 218  
 Locus coeruleus, increased cAMP-dependent protein kinase activity, chronic morphine treatment (rat), 127  
 Lung  
   cytochrome P-450 monooxygenase distribution (rabbit), 279  
   primary structures of cytochrome P-450 isozyme 2, cDNA (rabbit), 22

## M

- Magnesium, *N*-methyl-D-aspartate receptor, regulation, multiple sites (rat), 581  
 Melanosome, binding and oxidation-reduction properties, synthetic L-DOPA-melanin, drug toxicity, 470  
 Methoxyflurane, hepatic metabolism, nuclear magnetic resonance, 559, 567  
 6-Methyl-1,3,8-trichlorodibenzofuran, 2,3,7,8-tetrachlorodibenzo-*p*-dioxin antagonist, inhibition, cytochrome P-450 isozymes (rat), 231  
*N*-Methyl-D-aspartate, receptor, regulation, multiple sites (rat), 581  
 3-Methylcholanthrene, glucuronidation of 7-hydroxycoumarin, periportal and pericentral regions, liver lobules (rat), 111  
 Microsomes, oxidation of 17 $\alpha$ -ethynylestradiol, liver cytochrome P-450 (human), 500  
 Mitoxantrone, interaction of anthrapyrazole with DNA, 265  
 MK-801, *N*-methyl-D-aspartate receptor, regulation, multiple sites (rat), 581  
 ML-9, inhibition of vascular contraction, inhibition, myosin light chain phosphorylation (bovine), 598  
 Monoamines, transporter of chromaffin granules, synaptic vesicles, ketanserin binding, 672  
 Monoamine oxidase-A, placental, photoaffinity labeling, 4-fluoro-3-nitrophenyl azide (human), 237  
 Monoclonal antibodies, opioid receptors,  $\beta$ -endorphin binding, brain and NG108-15 cells (rat), 170  
 Monooxygenase, flavin-containing, stereoselectivity, nicotine isomers, 702  
 Morphine  
   chronic treatment, cAMP-dependent protein kinase activity, locus coeruleus (rat), 127  
   effects of chronic exposure on opioid inhibition, adenylate cyclase, cell membranes, 520  
 Multidrug resistance  
   modulation of, physical-chemical properties, human leukemic cells, 454  
   reversal, photoaffinity labeling inhibition, vinblastine analog, 144  
 Muscle, multiple saxitoxin-binding sites (frog), 202  
 Muscle, skeletal  
   novel high affinity class of calcium channel blockers, benzolactams (rat), 363  
   phosphorylase activation, calcium dependence (rat), 212  
 Muscle, smooth  
   airway, phosphoinositide breakdown, tachykinin-induced (guinea pigs), 515  
   inhibition of vascular contraction, ML-9, myosin light chain phosphorylation (bovine), 598

## Muscle, smooth—continued

- longitudinal, muscarinic receptors, ileum (guinea pig), 617
- Myocytes, role of phosphodiesterase, calcium current regulation, 664
- Myometrium, estrogen and catecholamine-mediated cAMP response (rabbit), 389
- Myosin, inhibition of light chain phosphorylation, ML-9, vascular contraction inhibition (bovine), 598

## N

- Nantradol, nonclassical cannabinoid analgetics, receptor model, adenylyl cyclase inhibition, 297
- $\beta$ -Naphthoflavone
  - effects on insulin receptor binding, protein kinase, liver and placenta (rat), 250
  - modulation of steroid hydroxylations, cytochrome P-450-catalyzed (rabbit, human), 493
- Neocarcinostatin, chromophore stability, role of epoxide, 396
- Neosaxitoxin, multiple saxitoxin-binding sites (frog), 202
- Neuroblastoma cells
  - identification of serotonin 5-HT<sub>2</sub> recognition sites, radioligand binding (mouse), 303
  - nonclassical cannabinoid analgetics, inhibition, adenylyl cyclase, 297
  - recognition of muscarinic cholinergic receptors, quaternary and tertiary ligands (human), 414
- Neurons, hippocampal and neuronal, cAMP inhibition, serotonin-1A receptors (mouse), 178
- NG108-15 cells
  - brain and,  $\beta$ -endorphin binding, mAb to opioid receptor (rat), 170
  - multiple agonist-affinity states, opioid receptors (guinea pig), 423
- Nicotine, isomers, stereoselectivity, flavin-containing monooxygenase, 702
- Nitrobenzylthioinosine, external localization of binding sites, erythrocyte membranes (pig), 332
- p*-Nitrophenol, UDP-glucuronosyltransferase, localization in liver (rat), 14
- Norepinephrine, comparison of  $\alpha$ -1 adrenoceptor subtypes, chlor-ethylclonidine, WB 4101, 509
- Norzimelidine, antidepressant binding, platelet serotonin transporters (porcine, human), 657
- Nuclear magnetic resonance
  - hepatic methoxyflurane metabolism, 559, 567
  - interaction of trimethoprim, phosphatidylcholine membranes, 551
- Nucleosides, localization of nitrobenzylthioinosine, erythrocyte membranes (pig), 332
- Null methods, estimation of affinities, allosteric ligands, 187

## O

- Octahydrobenzo[*f*]quinoline, dopamine receptor conformation, prolactin inhibition, 78
- Opiates
  - chronic morphine treatment, cAMP-dependent protein kinase activity, locus coeruleus (rat), 127
  - receptors, *see* Receptors
- Opioids
  - inhibition of adenylyl cyclase, chronic morphine exposure, cell membranes, 520
  - peptide binding,  $\sigma$  receptor, conformational determinants, 528
  - receptor,  $\beta$ -endorphin binding, brain and NG108-15 cells (rat), 170
- Oxabicycloheptanes, cantharidin binding sites, partial characterization, tissues (mouse), 706
- Oxalate, hepatic methoxyflurane metabolism, nuclear magnetic resonance, 559
- Oxyhemoglobin, thiyl free radical formation in hemoglobin, phenylhydrazine administration (rat), 344
- Oxytocin, receptors, cytosolic free calcium increase, renal epithelial cells (rat), 218

## P

- Peptides, synthesis detection, mRNA, incubation with cisplatin (guinea pig), 611
- P-glycoprotein, inhibition of photoaffinity labeling, reversal of multidrug resistance, vinblastine analog, 144
- Phencyclidine, *N*-methyl-D-aspartate receptor, regulation, multiple sites (rat), 581
- Phenols, sulfation of benzylic alcohols, aryl sulfotransferase IV, 477
- Phenothiazines
  - haloperidol and, blocked calcium-activated K channels, forebrain synaptosomes (rat), 195
  - reversal of multidrug resistance, inhibition of photoaffinity labeling, vinblastine analog, 144
- Phenylhydrazine, thiyl free radical formation in hemoglobin (rat), 344
- Phorbol ester
  - histamine receptors and cAMP response, calcium, brain (guinea pig), 38
  - mediated leukotriene D<sub>4</sub> receptor desensitization, protein kinase C inhibition, staurosporine, 537
- Phosphatidylcholine, membranes, interaction with trimethoprim, NMR, 551
- Phosphatidylinositol
  - oxytocin receptors, cytosolic free calcium increase, LLC-PK<sub>1</sub> cells (rat), 218
  - substrate properties, 683
- Phosphatidylinositol bisphosphate, hydrolysis stimulation, cytoplasmic calcium concentration, heart cells (chick), 310
- Phosphodiesterase
  - cAMP, receptor, cardiotonic agents, 1
  - role in calcium current regulation, isolated cardiac myocytes, 664
- Phosphoinositide, tachykinin-induced breakdown, airway smooth muscle, epithelium (guinea pigs), 515
- Phospholipase C
  - phosphatidylinositol bisphosphate stimulation, cytoplasmic calcium concentration (chick), 310
  - phosphoinositide-specific, desensitization, platelets (rabbit), 58
  - substrate properties, *myo*-inositol analogs, 683
- Phospholipids, anthracycline binding to model membranes, structural basis, circular dichroism studies, 574
- Phosphorylase, calcium-dependent regulation, fast-twitch oxidative-glycolytic skeletal muscle (rat), 212
- Phosphorylation, myosin light chain, vascular contraction inhibition, ML-9 (bovine), 598
- Photoaffinity label
  - azido-BW-A844U, BW-A844U selectivity, adenosine A<sub>1</sub> receptors (bovine), 585
  - opiate receptors (rat), 316
- Photoaffinity probe, capsaicin-like, long-lasting agonist activity (rat), 643
- Photosensitization, interaction of anthracycline with DNA, 265
- Pituitary cells, clonal anterior, somatostatin receptor subtypes (mouse), 370
- Pituitary gland
  - binding of *N*-(*p*-aminophenethyl)spiroperidol, D-2 dopamine receptor, thermodynamics (rat), 163
  - brain and, cytochrome P-450 b and c (rat), 31
- Placenta
  - monoamine oxidase-A, photoaffinity labeling, 4-fluoro-3-nitrophenyl azide (human), 237
  - $\beta$ -naphthoflavone effects, insulin receptors (rat), 250
- Platelet-activating factor, -coupled phospholipase C, desensitization (rabbit), 58
- Platelets
  - desensitization of receptor-coupled activation, phosphoinositide-specific phospholipase C (rabbit), 58
  - serotonin transporters, antidepressant binding (porcine, human), 657
- Poly(ADP-ribose), inhibitor of synthesis, repair patch ligation, UV-damaged fibroblasts (human), 358

- Polychlorinated biphenyl, 3,4,5,3',4',5'-hexachlorobiphenyl, induction, cytochrome P-450 3 and its mRNA (rat), 272
- Porphyriogens, role of iron, hexahydroporphyrin oxidation, hepatic uroporphyrin (chicken), 463
- Potassium, -chloride cotransport system, sensitivity in red cells, [(dihydroindenyl)oxy]alkanoic acids, 696
- Potassium channel, calcium-activated, phenothiazines and haloperidol, forebrain synaptosomes (rat), 195
- Progesterone, estrogen and catecholamine-mediated cAMP response, myometrium (rabbit), 389
- Prolactin, inhibition, dopamine receptor conformation, 78
- Protein  
   G  
     multiple agonist-affinity states (guinea pig), 423  
     sulmazole, adenosine receptors (rat), 441
- Protein kinase  
   increased cAMP-dependent activity, chronic morphine treatment, locus coeruleus (rat), 127  
    $\beta$ -naphthoflavone effects, insulin receptors, liver and placenta (rat), 250
- Protein kinase C, inhibition by staurosporine, leukotriene D<sub>4</sub> receptor desensitization, RBL-1 cells, 537
- Proto-oncogenes, *c-fes*, tyrosine protein kinase, HL-60 cell differentiation, 384
- Pyrethroid insecticides, sodium channel activation, sea anemone toxin, 543

## Q

- Quinolines, modulation of multidrug resistance, physical-chemical properties, human leukemic cells, 454

## R

- Radioligands  
   estimation of affinities, allosteric ligands, 187  
   identification of serotonin F<sub>5</sub>-HT<sub>2</sub> recognition sites, N1E-115 neuroblastoma cells, 303
- Receptors  
    $\sigma$ , opioid peptide binding, conformational determinants, 528  
   acetylcholine, noncompetitive inhibitors, binding site, 634  
   adenosine, sulmazole (rat), 441  
   adenosine A<sub>1</sub>, BW-A844U selectivity, photoaffinity label (bovine), 585  
   adrenergic: *see* Adrenoceptors  
   benzodiazepine, chronic caffeine, theophylline exposure (chick), 481  
   cannabinoid, inhibition, adenylate cyclase, 297  
   dopamine, conformation, prolactin inhibition, 78  
   dopamine D-2  
     *N*-(*p*-aminophenethyl)spiroperidol binding, pituitary gland (rat), 163  
     interaction with GTP-binding proteins, 290  
     interaction with spiperone, ternary complex (rat), 402  
   estrogen, binding activity, polychlorinated hydroxybiphenyls, 120  
   histamine, cAMP accumulation, brain (guinea pig), 44  
   histamine H<sub>2</sub>, cAMP accumulation, cerebral cortex (guinea pig), 626  
   histamine H<sub>1</sub> and H<sub>2</sub>, cAMP response, brain (guinea pig), 38  
   insulin,  $\beta$ -naphthoflavone effects, liver and placenta (rat), 250  
   leukotriene D<sub>4</sub>, inhibited protein kinase C, staurosporine, 537  
   *N*-methyl-D-aspartate, regulation, multiple sites (rat), 581  
   muscarinic, ileum, longitudinal smooth muscle (guinea pig), 617  
   muscarinic cholinergic, recognition in neuroblastoma cells, quaternary and tertiary ligands (human), 414  
   opiate, photoaffinity labeling (rat), 316  
   opioid  
      $\beta$ -endorphin binding, brain and NG108-15 cells (rat), 170  
     multiple agonist-affinity states, guanyl nucleotides (guinea pig), 423

- opioid *mu*, adenylate cyclase inhibition, chronic morphine exposure, 520
- phosphodiesterase, cAMP, cardiotonic agents, 1
- serotonin, recognition sites, N1E-115 neuroblastoma cells, 303
- serotonin-1A, cAMP inhibition, neuronal cultures (mouse), 178
- somatostatin, clonal anterior pituitary cell lines (mouse), 370
- tachykinin, multiple subtypes, iris sphincter muscle (rabbit), 64
- vasopressin, covalent binding, LLC-PK<sub>1</sub> cells (pig), 432
- Red cells, *see* Erythrocytes
- Reserpine, low concentration, actin polymerization, G-actin interaction, 604
- RNA, messenger  
   cytochrome P-450 3, induction, 3,4,5,3',4',5'-hexachlorobiphenyl (rat), 272  
   peptide synthesis detection, incubation, cisplatin (guinea pig), 611

## S

- Saxitoxin, multiple binding sites in muscle (frog), 202
- Serotonin  
   identification of recognition sites, neuroblastoma cells, radioligand binding (mouse), 303  
   platelet transporters, antidepressant binding (porcine, human), 657
- Serotonin-1A, pharmacology of receptors, cAMP inhibition, neuronal cultures (mouse), 178
- Sodium channel  
   cardiac, stereospecific interaction, tocainide (rabbit), 327  
   modification by pyrethroid insecticides, enhancement, sea anemone toxin, 543  
   multiple saxitoxin-binding sites in muscle (frog), 202  
   phosphatidylinositol bisphosphate stimulation, cytoplasmic calcium concentration (chick), 310
- Somatostatin, receptor subtypes, clonal anterior pituitary cell lines (mouse), 370
- Sphincter muscle, iris, multiple tachykinin receptor subtypes (rabbit), 64
- Spiperone, interaction with striatal dopamine D-2 receptors, ternary complex (rat), 402
- Staurosporine, inhibited protein kinase C, leukotriene D<sub>4</sub> receptor desensitization, RBL-1 cells, 537
- Steroid hydroxylases, selective inactivation, androstenedione hydroxylases, chloramphenicol analogs (rat), 103
- Sulfation, benzylic alcohols, aryl sulfotransferase IV, 477
- Sulfotransferases, aryl, sulfation, benzylic alcohols, 477
- Sulmazole, A<sub>1</sub> adenosine receptor agonist, G<sub>i</sub> blockade (rat), 441
- Synaptic vesicles, monoamine transporter, ketanserin binding, 672
- Synaptosomes, forebrain, blocked calcium-activated K channels, phenothiazines and haloperidol (rat), 195

## T

- Tachykinin  
   -induced phosphoinositide breakdown, airway smooth muscle, epithelium (guinea pigs), 515  
   multiple receptor subtypes, iris sphincter muscle (rabbit), 64
- Ternary complex, antagonist-induced formation, spiperone, striatal dopamine D-2 receptors (rat), 402
- Testosterone, UDP-glucuronosyltransferase, localization in liver (rat), 14
- Tetrabenazine, -binding site, hydrophobicity, chromaffin granule monoamine transporter, 72
- 2,3,7,8-Tetrachlorodibenzo-*p*-dioxin, 6-methyl-1,3,8-trichlorodibenzofuran, inhibition, cytochrome P-450 isozymes (rat), 231
- Tetrodotoxin, multiple saxitoxin-binding sites in muscle (frog), 202
- Theophylline, chronic caffeine or, reduced GABA/benzodiazepine receptor interactions (chick), 481
- Thermodynamics, *N*-(*p*-aminophenethyl)spiroperidol binding, D-2 dopamine, pituitary gland (rat), 163

Thiyls, free radical formation in hemoglobin, phenylhydrazine administration (rat), 344  
 Thrombin, PAF receptor-coupled phospholipase C, desensitization (rabbit), 58  
 Thyrotropin-releasing hormone, effects of cholera toxin on coupling, guanine nucleotide-binding protein, 592  
 Tocainide, stereospecific interaction, cardiac sodium channel (rabbit), 327  
 Tolerance, chronic morphine treatment, cAMP-dependent protein kinase activity, locus coeruleus (rat), 127  
 Topoisomerase I, interaction of anthrapyrazole with DNA, 265  
 Transmission electron microscopy, cytochrome P-450 monooxygenase, distribution in lung cells (rabbit), 279  
 Trimethoprim, interaction with phosphatidylcholine membranes, nuclear magnetic resonance, 551  
 Tyrosine protein kinase, granulocytic/monocytic differentiation, differentiating agents, HL-60 cells, 384

## U

UDP-glucuronosyltransferases, localization in liver (rat), 14  
 Ultraviolet light, low reserpine concentration, actin polymerization, G-actin interaction, 604  
 Ultraviolet radiation, -damaged fibroblasts, repair patch ligation, inhibitor of poly(ADP-ribose) synthesis (human), 358  
 Uroporphyrin, hepatic, role of iron, hexahydroporphyrin oxidation (chicken), 463  
 Uterus, estrogen and catecholamine-mediated cAMP response, myometrium (rabbit), 389

## V

Vasoactive intestinal peptide, tyrosine protein kinase, differentiation, HL-60 cells, 384

Vasopressin  
   covalent labeling of receptors, LLC-PK<sub>1</sub> cells, bifunctional reagent (pig), 432  
   oxytocin receptors, cytosolic free calcium increase, LLC-PK<sub>1</sub> cells (rat), 218  
 Veratridine  
   phosphatidylinositol bisphosphate stimulation, cytoplasmic calcium concentration (chick), 310  
   pyrethroid insecticides and DDT, sodium channel activation, sea anemone toxin, 543  
 Vinblastine  
   inhibition of photoaffinity labeling of P-glycoprotein, reversal, multidrug resistance, 144  
   modulation of multidrug-resistance, physical-chemical properties, human leukemic cells, 454

## W

WB 4101, comparison of *alpha*-1 adrenoceptor subtypes, 509  
 Withdrawal, chronic morphine treatment, cAMP-dependent protein kinase activity, locus coeruleus (rat), 127

## Y

Yohimbine, cell surface *alpha*-2 adrenoceptor turnover, benextramine, erythroleukemia, 51

## Z

Zinc, *N*-methyl-D-aspartate receptor, regulation, multiple sites (rat), 581

## INSTRUCTIONS TO AUTHORS

*Molecular Pharmacology* will publish the results of investigations that contribute significant new information on drug action or selective toxicity at the molecular level. The term "drug" is defined broadly to include chemicals that selectively modify biological function.

Suitable papers are those that describe applications of the methods of biochemistry, biophysics, genetics, and molecular biology to problems in pharmacology or toxicology. Also suitable are reports of fundamental investigations which, although not concerned directly with drugs, nevertheless provide an immediate basis for further study of the molecular mechanism of drug action. Observations of phenomena that shed no light upon underlying molecular interactions are not appropriate for publication. Comparative studies, such as those involving drug-receptor or drug-enzyme interactions that already have been well characterized in other types of cells or tissues, also are inappropriate for publication unless they contribute significant new insight into mechanisms.

Specific areas of interest include: identification and characterization of receptors for hormones, growth factors, neurotransmitters, toxins, and other drugs; analysis of receptor response pathways; drug effects on metabolic pathways, biosynthesis and degradation of macromolecules, and cellular regulatory mechanisms; analysis of drug-receptor and drug-enzyme interactions; effects of drugs on structure and properties of macromolecules and membranes; relationships between drug structure and activity; molecular mechanisms of drug metabolism; distribution and transport between biological compartments; molecular mechanisms of chemical mutagenesis, carcinogenesis, and teratogenesis; and molecular mechanisms of selective toxicity, drug allergy, and pharmacogenetics.

**Page charges.** Authors will be billed at the rate of \$30.00 per page after the paper has been published. It is expected that the page charge will be paid if funds are available for that purpose from the author's institution or from the sponsor of this research. Payment of the charge is not a condition for publication. In case of personal financial hardship, page charges will be waived. Neither the editors nor the reviewers will have knowledge as to who has paid the charge, and this payment always will be considered entirely voluntary.

**Submission of manuscript.** Manuscripts are published in English only and should be sent to **Dr. William A. Catterall, Editor, *Molecular Pharmacology*, Department of Pharmacology, SJ-30, University of Washington, Seattle, Washington 98195, U. S. A.**

The expenses associated with the review of manuscripts submitted to *Molecular Pharmacology* and other ASPET-sponsored journals that are devoted to publishing original research articles have escalated dramatically in recent years because of ever-increasing costs of postage, supplies, and other office expenses, and the growing number of manuscripts submitted for publication. Thus, it has become necessary for ASPET to follow the example of several other scientific societies which have instituted uniform manuscript handling fees. *Therefore, all manuscripts must be accompanied either by a check for \$30 (in U. S. funds drawn on a U. S. bank payable to ASPET) or by a validated purchase order from the authors' institution.* The review process for submitted manuscripts will be delayed until the manuscript handling fee or purchase order is received in the Editor's office. If submission of the manuscript handling fee entails a personal financial hardship to the author(s), the fee will be waived. In that event, the author(s) should submit a request for waiver of the fee when the manuscript is submitted.

Manuscripts should be typewritten double-spaced with ample margins on one side of the paper, 8½ × 11 inches (ca. 215 × 280 mm). Submit four complete copies of the manuscript and four copies of each figure, plus one original drawing or photograph of each figure. Each half-tone figure requires four original drawings or photographs. All pages should be numbered consecutively beginning with the title page. Limit your reference listings to the minimal number required to document the manuscript adequately. In most instances 30 references or fewer should suffice.

Under usual circumstances reviewers will be instructed to return only their comments to the editorial office and to destroy manuscripts after a final decision on their acceptability has been made.

Original drawings and single copies of manuscripts not accepted for publication will be returned to the authors upon request.

It is understood that the manuscripts and the results they contain will not have been published previously and are not being submitted elsewhere. Manuscripts are accepted for review with the understanding that all persons listed as authors have given their approval for the submission of the paper; further, that any person cited as a source of personal communications has approved such citation. Written authorization may be required at the Editor's discretion. Articles and any other material published in *Molecular Pharmacology* represent the opinions of the author(s) and should not be construed to reflect the opinions of the Editor(s) and the Publisher. If and when a manuscript is published, it will become the sole property of the Journal.

Authors submitting a manuscript do so on the understanding that if it is accepted for publication, copyright in the article, including the right to reproduce the article in all forms and media, shall be assigned exclusively to the Society for Pharmacology and Experimental Therapeutics. No reasonable request by the author for permission to reproduce any of his or her contributions to the journal will be refused.

**Accelerated Communications.** In order to provide a mechanism for rapid publication of novel experimental findings of unusual and timely significance, manuscripts will be accepted for consideration as Accelerated Communications. Accelerated Communications are not intended for publication of preliminary results. Manuscripts submitted under this category should present novel results that are clearly documented and should make a conceptual advance in their field. They will be reviewed by the same criteria applied to regular papers in *Molecular Pharmacology*. The manuscript should be accompanied by a transmittal letter briefly outlining the significance of the work and providing a list of at least three scientists who would be appropriate reviewers.

Accelerated Communications will be reviewed as rapidly as possible with the aim of reaching an editorial decision within four weeks of receipt of the manuscript. It is expected that Accelerated Communications which are accepted will be published in essentially the form submitted. Manuscripts accepted without revision will be published within four to five months of initial receipt. Manuscripts accepted with a requirement for minor revisions will be published two or three months following receipt of a suitably revised version.

All manuscripts that require major revisions or that do not fit the criteria for Accelerated Communications will be returned to authors for revision and further consideration as a regular paper. Such manuscripts will retain the original submission date if revised versions are received in a timely manner.

Accelerated Communications may be submitted in the same style as regular manuscripts. Results and Discussion may be combined at the discretion of the authors. Manuscripts must not exceed five printed pages in the journal. This corresponds approximately to 25 double-spaced typewritten pages (1-inch margins) including all components of the manuscript and counting each figure as a page of typewritten text. Manuscripts that are judged to be too long will be considered as regular papers.

**Organization and style of manuscripts.** The policy of the Journal is to allow authors maximum freedom in organizing and presenting their material, and in expressing their ideas, provided only that clarity and conciseness are achieved. For most manuscripts, the most suitable format is: (1) Summary, (2) Introduction, (3) Materials and Methods, (4) Results, and (5) Discussion.

Certain conventions must be observed. Chemical and mathematical formulas and abbreviations should follow the *Instructions to Authors of the Journal of Biological Chemistry* (Vol. 261, pp. 1-11, January 10, 1986). Drugs must be referred to by their generic or chemical names throughout the text, but may be identified by trade name in parentheses or a footnote. The systematic name and number given by the Commission on Enzymes of the International Union of Biochemistry should be included for each enzyme of importance in a paper, at the point in the Summary or Introduction where the enzyme is first mentioned. The use of abbreviations should be minimized and abbreviations avoided in the Summary. All essential abbreviations should be defined in a single footnote when first introduced. Abbreviations of journal names should conform to the style of *Biological Abstracts*. References to papers that have been accepted for publication, but have not appeared, should be cited like other references with the abbreviated name of the journal followed by the words "in press." Copies of such papers should be sent whenever the findings described in them have a direct bearing on the paper being submitted for publication. "Personal Communications" and "Unpublished Observations" should be cited in footnotes to the text and should not be included in the reference list.

A manuscript should include the following, in the order listed: (1) Title. Numbered footnotes to the title should be avoided; acknowledgment of financial support should be given in an unnumbered footnote to the title. (2) Names of authors, their laboratory and institution. (3) A running title, not exceeding 60 characters and spaces. (4) Summary. (5) Text. Footnotes should be referred to by superscript numbers and references by numbers in parentheses. (6) References, numbered according to order of citation in the text,

including title and complete pagination. Examples: 1. Goren, J. H., L. G. Baue, and W. Vale. Forces and structural limitations of binding of thyrotropin-releasing receptor: the pyroglutamic acid moiety. *Mol. Pharmacol.* 13:606-614 (1977). 2. Chernow, B., and J. T. O'Brian. Overview of catecholamines in selected endocrine systems, in *Norepinephrine* (M. G. Ziegler and C. R. Lake, eds.). Williams and Wilkins, Baltimore, 439-449 (1984). 3. Snedecor, G. W., and W. G. Cochran. *Statistical Methods*. Iowa State University Press, Ames (1967). (7) Footnotes, numbered according to order of appearance in the text. (8) Tables. (9) Figures. (10) Legends to figures. (11) Name and address of person to receive galley proof.

**Tables.** These should be numbered with arabic numerals and designed to fit the single-column width of the full-page width. Every table should have an explanatory title and sufficient experimental detail in a paragraph following the title to be intelligible without references to the text (unless the procedure is given in the Methods section, or under another table or figure). Footnotes to tables should appear beneath the tables themselves and should be designated by lower-case italic superscript letters, *a*, *b*, *c*, etc.

**Figures.** These should be numbered with arabic numerals. Each of the four manuscript copies should contain all of the figures. Only the original set need be of quality suitable for reproduction except in the case of half-tones, which require four sets of photographs or original drawings. These should be unmounted glossy photographs (or original India-ink drawings). Usually figures will be reduced to one column width (85 mm) and all numbers *after* such reduction should be at least 1.5 mm high. The figures must be ready, in all respects, for direct reproduction: no lettering or other art work will be done by the publisher. If symbols are not explained on the face of the figure, only standard characters, of which the printer has type, may be used ( $\times$ ,  $\circ$ ,  $\bullet$ ,  $\square$ ,  $\blacksquare$ ,  $\triangle$ ,  $\blacktriangle$ ,  $\odot$ ). The back of each photograph should bear its number, and the legend TOP at the appropriate edge. The list of legends for the figures should give captions and sufficient experimental detail, as required for tables.

**Page proof.** Authors will be billed for substantial changes in page proof. The Editors are very much interested in having accepted contributions appear in the earliest possible issue of the Journal, and therefore request that galley proof be returned within 24 hours after its receipt. In exceptional cases, a "Note added in proof" may be attached and will be published if the Editor approves.

**Reprints and page charges.** An order form for reprints as well as information on the estimation of page charges will be mailed with galley proof. Please direct questions on reprints, page charges, or other business matters to Kay Croker, Executive Officer, American Society for Pharmacology and Experimental Therapeutics, 9650 Rockville Pike, Bethesda, Md. 20814. Telephone (301)530-7060.

# Leading Pharmacology Journals

Publications of the American Society for Pharmacology and Experimental Therapeutics, Inc.

## THE JOURNAL OF PHARMACOLOGY AND EXPERIMENTAL THERAPEUTICS

Editor: **Eva King Killam, PhD**

**JPET** is respected the world over as one of the leading research journals in the field of pharmacology. Readers find broad coverage of all aspects of the interactions of chemicals with biological systems, including autonomic, behavioral, cardiovascular, cellular, clinical, developmental, gastrointestinal, immuno-, neuro-, pulmonary, and renal pharmacology, as well as analgesics, drug abuse, metabolism and disposition, chemotherapy, and toxicology. **Monthly**

## DRUG METABOLISM AND DISPOSITION

*The Biological Fate of Chemicals*

Editor: **Vincent G. Zannoni, PhD**

**DRUG METABOLISM AND DISPOSITION** publishes *in vitro* and *in vivo* experimental results that bring readers significant and original information on xenobiotic metabolism and disposition, including metabolism of all pharmacologic agents or drugs and environmental chemicals, reactants, and preservatives. The areas covered are • pharmacokinetics, pharmacodynamics, and mechanisms • genetic, nutritional, or hormonal factors affecting the biological fate of chemicals • toxicological consequences of xenobiotic metabolism. **Bimonthly**

## PHARMACOLOGICAL REVIEWS

Editor: **James A. Bain, PhD**

**PHARMACOLOGICAL REVIEWS** is a showcase for important review articles in your field, featuring longer papers on topics of high current interest. The areas covered in review papers have included biochemical and cellular pharmacology, drug metabolism and disposition, renal pharmacology, neuropharmacology, behavioral pharmacology, clinical pharmacology, and toxicology. No library serving the pharmacologic community should be without a subscription. **Quarterly**


## MOLECULAR PHARMACOLOGY

Editor: **William A. Catterall, PhD**

The papers published in **MOLECULAR PHARMACOLOGY** are on the cutting edge of research on drug action and selective toxicity at the molecular level. Original applications of biochemistry, biophysics, genetics, and molecular biology are juxtaposed with innovative pharmacologic research to elucidate basic problems in pharmacology and toxicology, including such areas as molecular mechanisms involved in drug receptor-effector coupling, xenobiotic metabolism, and antibiotic and anticancer drug action. **Monthly**




Order free by phone. Call 1-800-638-6423 from anywhere in the U.S. except AK. MD residents, call 528-4105 collect.



## Williams & Wilkins

P.O. Box 23291  
Baltimore, Maryland 21203  
266 Fulham Road  
London SW10 9EL England



**YES!** Enter my subscriptions to the following:

Avoid future rate increases and ensure uninterrupted service—enter your multiyear subscriptions today!

### THE JOURNAL OF PHARMACOLOGY AND EXPERIMENTAL THERAPEUTICS (monthly)

☐ Individual: \$140/yr ☐ Institutions: \$220/yr  
(Please add \$30.00 outside the U.S.)  
☐ New Subscription ☐ Renewal ☐ 3 yrs ☐ 2 yrs ☐ 1 yr

### DRUG METABOLISM AND DISPOSITION (bimonthly)

☐ Individual: \$60/yr ☐ Institutions: \$95/yr  
(Please add \$10.00 outside the U.S.)  
☐ New Subscription ☐ Renewal ☐ 3 yrs ☐ 2 yrs ☐ 1 yr

### MOLECULAR PHARMACOLOGY (monthly)

☐ Individual: \$75/yr ☐ Institutions: \$165/yr  
(Please add \$15.00 outside the U.S.)  
☐ New Subscription ☐ Renewal ☐ 3 yrs ☐ 2 yrs ☐ 1 yr

### PHARMACOLOGICAL REVIEWS (quarterly)

☐ Individual: \$35/yr ☐ Institutions: \$70/yr ☐ In-training: \$25/yr  
(Please add \$10.00 outside the U.S.)  
☐ New Subscription ☐ Renewal ☐ 3 yrs ☐ 2 yrs ☐ 1 yr

### Payment options:

☐ Check enclosed ☐ Bill me ☐ American Express  
☐ VISA ☐ MasterCard

card #

signature/P.O.#

MD residents, please add 5% sales tax. Subscriptions from outside the US and Canada must be prepaid, in US dollars only. Rates valid for orders received before October 31, 1988.

Please allow 10 weeks for delivery of your first issue. Surface mail delivery to countries outside the US may take up to 16 weeks. Airmail rates available upon request. *Residents, fellows, interns, and students* when requesting the in-training rate (to which you are entitled for 3 years), please specify training status and institution.

Rates subject to change without notice.

name

address

city state zip

**Williams & Wilkins**

P.O. Box 23291  
Baltimore, Maryland 21203  
266 Fulham Road  
London SW10 9EL, England

ASPETAD 1033 88





An important resource for everyone  
involved in research on the  
metabolism of drugs and chemicals

# DRUG METABOLISM AND DISPOSITION

The Biological Fate of Chemicals


Editor: **Vincent G. Zannoni, PhD**, University of Michigan,  
Ann Arbor, Michigan

**DRUG METABOLISM AND DISPOSITION** publishes *in vitro* and *in vivo* experimental results that bring readers significant and original information on xenobiotic metabolism and disposition, including metabolism of all pharmacologic agents or drugs and environmental chemicals, reactants, and preservatives. All papers are referred to ensure a high standard of publication. The areas covered are:

- pharmacokinetics
- pharmacodynamics
- genetic, nutritional, and hormonal factors affecting the biological fate of chemicals
- toxicological consequences of xenobiotic metabolism

This journal should be a standard reference in all pharmacology and toxicology departments. It is also a valuable resource for all medicinal chemists involved in designing drugs and all biochemists involved with drug metabolism.

**Bimonthly**



## YES! Enter my subscription:

Avoid future rate increases and ensure uninterrupted service—enter your multiyear subscription today!

**Drug Metabolism and Disposition** (bimonthly)

☐ Individual: \$60/yr ☐ Institutions: \$95/yr

(Please add \$10.00 outside the U.S.)

☐ New Subscription ☐ Renewal ☐ 3 yrs ☐ 2 yrs ☐ 1 yr

name \_\_\_\_\_

address \_\_\_\_\_

city state zip \_\_\_\_\_

Payment options:

☐ Check enclosed  
☐ VISA

☐ Bill me

☐ MasterCard

☐ American Express

card # \_\_\_\_\_

signature/P.O.# \_\_\_\_\_

MD residents, please add 5% sales tax. Subscriptions from outside the US and Canada must be prepaid, in US dollars only. Rates valid for orders received before October 31, 1988.

Please allow 10 weeks for delivery of your first issue. Surface mail delivery to countries outside the US may take up to 16 weeks. Airmail rates available upon request. *Residents, fellows, interns, and students* when requesting the in-training rate (to which you are entitled for 3 years), please specify training status and institution.

Rates subject to change without notice.

**Williams & Wilkins**

P.O. Box 23291  
Baltimore, Maryland 21203

266 Fulham Road  
London SW10 9EL, England

DMDAD 1039 88





## INFORMATION TO SUBSCRIBERS

MOLECULAR PHARMACOLOGY is published monthly, two volumes a year, beginning in January & July. Instructions to Authors will be found in every issue.

*Correspondence concerning business matters* should be addressed to Williams & Wilkins, 428 East Preston St., Baltimore, Maryland 21202 U.S.A.

*Correspondence regarding editorial matters* should be addressed to the Editor, Dr. William A. Catterall, Department of Pharmacology, SJ-30, University of Washington, Seattle, WA 98195.

*Annual Subscription Rates*—U. S. A. AND POSSESSIONS: personal, \$75.00; institutional, \$165.00, single copy, \$16.00. FOREIGN: personal, \$90.00; institutional, \$180.00; single copy, \$19.00. JAPAN: personal, \$123.00; institutional, \$213.00 (includes air freight). (Prices subject to change.) Institutional (multiple reader) rate applies to libraries, schools, hospitals, clinics, group practices, and federal, commercial, and private institutions and organizations. Foreign subscribers who wish to have issues sent by air mail may inquire of the publisher for the additional cost.

Japanese Yen price is available from our sole agent: USACO Corporation, 13-12 Shimbashi 1-Chome, Minato-Ku, Tokyo 105, Japan, telephone 03-502-6471.

*Change of address:* Publisher must be notified 60 days in advance. Journals undeliverable because of incorrect address will be destroyed. Duplicates can be obtained (if available) from the publisher at the regular price of single issues.

*New subscriptions and renewals* are entered to begin with the January or July issue.

To avoid a break in your series, subscriptions should be renewed promptly. The publisher cannot guarantee to supply back issues on belated renewals.

*Reprints* of individual articles are available only from authors.

*Microfilm.* For availability, inquire of Williams & Wilkins.

**Williams & Wilkins, Baltimore, MD. 21202 U. S. A.**

## INFORMATION TO SUBSCRIBERS

**MOLECULAR PHARMACOLOGY** is published monthly, two volumes a year, beginning in January & July. Instructions to Authors will be found in every issue.

*Correspondence concerning business matters* should be addressed to Williams & Wilkins, 428 East Preston St., Baltimore, Maryland 21202 U.S.A.

*Correspondence regarding editorial matters* should be addressed to the Editor, Dr. William A. Catterall, Department of Pharmacology, SJ-30, University of Washington, Seattle, WA 98195.

**Annual Subscription Rates—U. S. A. AND POSSESSIONS:** personal, \$75.00; institutional, \$165.00, single copy, \$16.00. **FOREIGN:** personal, \$90.00; institutional, \$180.00; single copy, \$19.00. **JAPAN:** personal, \$123.00; institutional, \$213.00 (includes air freight). (Prices subject to change.) Institutional (multiple reader) rate applies to libraries, schools, hospitals, clinics, group practices, and federal, commercial, and private institutions and organizations. Foreign subscribers who wish to have issues sent by air mail may inquire of the publisher for the additional cost.

Japanese Yen price is available from our sole agent: USACO Corporation, 13-12 Shimbashi 1-Chome, Minato-Ku, Tokyo 105, Japan, telephone 03-502-6471.

*Change of address:* Publisher must be notified 60 days in advance. Journals undeliverable because of incorrect address will be destroyed. Duplicates can be obtained (if available) from the publisher at the regular price of single issues.

*New subscriptions and renewals are entered to begin* with the January or July issue.

To avoid a break in your series, subscriptions should be renewed promptly. The publisher cannot guarantee to supply back issues on belated renewals.

*Reprints* of individual articles are available only from authors.

*Microfilm.* For availability, inquire of Williams & Wilkins.

**Williams & Wilkins, Baltimore, MD. 21202 U. S. A.**